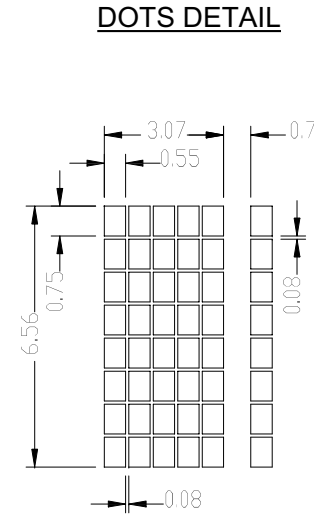
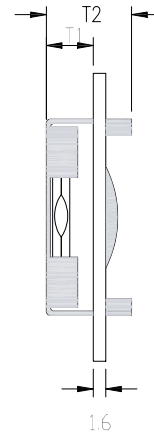
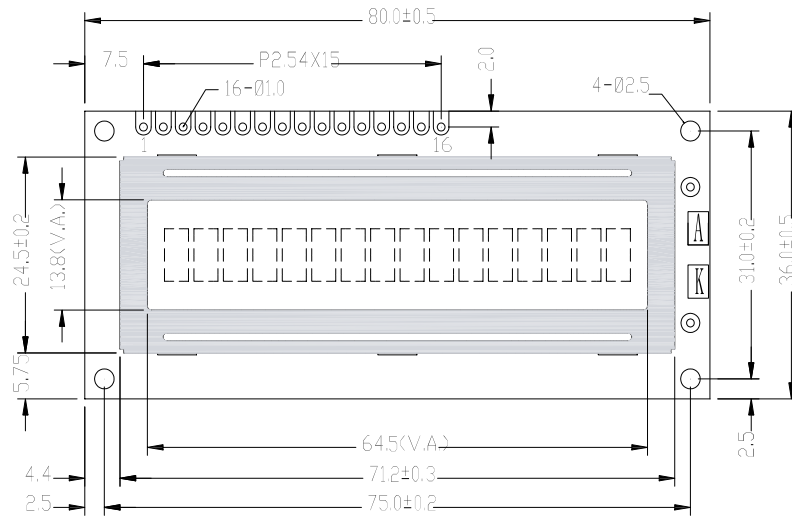


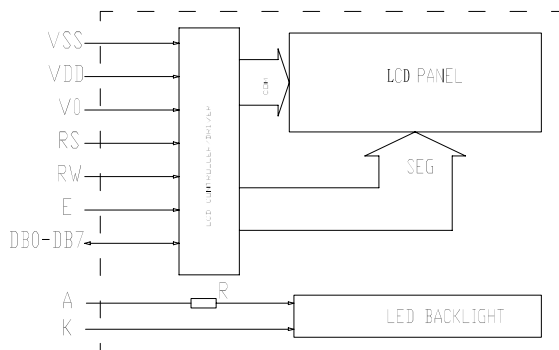
Pin	Symbol
1	VSS
2	VDD
3	V0
4	RS
5	RW
6	E
7~10	DB0~DB3
11~14	DB4~DB7
15	A
16	K



Display character address code

Display position	01	02	---	08	09	---	15	16
DDRAM address	00	01	---	07H	40	---	46	47H

Block diagram



Feature

- 16 character * 1 lines display
- Built-in controller(S6A0069 or compliant)
- with 4-bit or 8-bit parallel interface
- 1/16 Duty cycle, 1/5 Bias.
- Display Mode & Backlight Variations.
- ROHS Compliant

Mechanical thickness

LCD module	T1	T2	Unit
Without or EL	4.5	9.5	mm
Edge backlight	7.0	11.0	mm
Bottom backlight	8.5	13.5	mm

Mechanical data

Item	Standard	Unit
Module size	80.0X36.0	mm
View area	64.5X13.8	mm
Dot size	0.55X0.75	mm
Character size	3.07X6.56	mm

Maximum Absolute Power Ratings

Item	Symbol	Standard			Unit
		Min	Typ	Max	
Input voltage	V _{DD}	-0.3	---	5.5	V
Power supply	V _{in}	-0.3	---	V _{DD}	

Electronical characteristics

Item	Symbol	Condition	Standard			Unit
			Min	Typ	Max	
Operating voltage	V _{DD}	V _{DD} =5.0V	4.5	---	5.5	V
		V _{DD} =3.3V	2.7	3.3	5.5	
Operating current	I _{DD}	V _{DD} =5.0V	---	1.5	---	mA
Recommended LCD driving voltage for normal temp module	V _{LCD}	T _A =+25 °C	---	4.3	---	V
		T _A =0 °C	---	4.5	---	
		T _A =-20 °C	---	4.8	---	
Backlight voltage	V _{LED}	Y-G	---	4.2	---	V
Backlight current	I _{LED}	V _{LED} =4.2V	---	110	---	mA
Operating temperature	T _O	---	-20	---	70	°C
Storage temperature	T _S	---	-30	---	80	