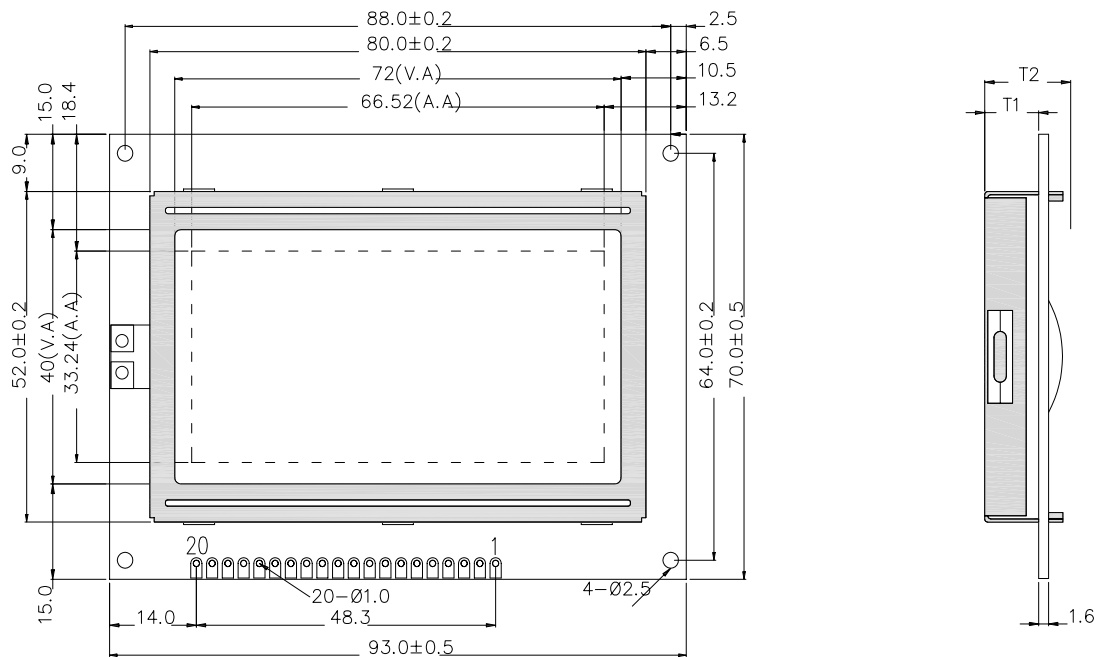
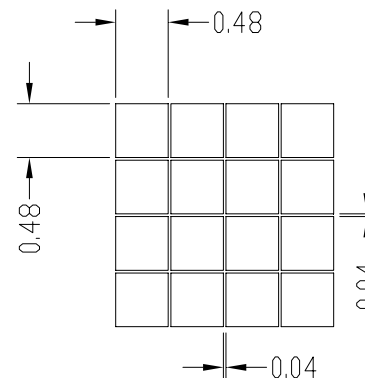


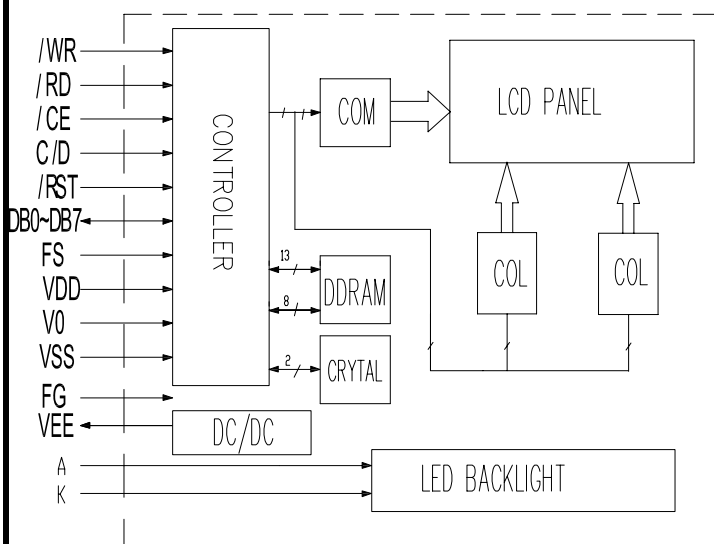
Pin	Symbol
1	VSS
2	VDD
3	VO
4	/WR
5	/RD
6	/CE
7~14	DB0~DB7
15	FS
16	C/D
17	RST
18	VEE
19	A
20	K



DOTS DETAIL



Block diagram



Feature

- 128dots X 64dots matrix.
- Built-in controller (T6963C)
- Interface with 8-bit ;5V power supply
- 5V;1/64Duty cycle, 1/9Bias.
- Display Mode & Backlight Variations.
- ROHS Compliant

Mechanical thickness

LCD module	T1	T2	Unit
Without or EL	4.6	9	mm
Edge backlight	---	---	mm
Bottom backlight	8.7	13	mm

Mechanical data

Item	Standard	Unit
Module size	93.0X70.0	mm
View area	72.0X40.0	mm
Dot size	0.48X0.48	mm
Area size	66.52X33.24	mm

Maximum Absolute Power Ratings

Item	Symbol	Standard			Unit
		Min	Typ	Max	
Input voltage	V _{DD}	-0.3	---	5.5	V
Power supply	V _{in}	-0.3	---	V _{DD}	

Electronical characteristics

Item	Symbol	Condition	Standard			Unit
			Min	Typ	Max	
Operating voltage	V _{DD}	V _{DD} =5.0V	4.5	---	5.5	V
Operating current	I _{DD}	V _{DD} =5.0V	---	7.2	8	mA
Recommended LCD driving voltage for normal temp module	V _{LCD}	T _A =+25	---	8.5	---	V
		T _A =0	---	8.7	---	
		T _A =-20	---	9.1	---	
Backlight voltage	V _{LED}	Y-G	---	4.2	---	V
Backlight current	I _{LED}	V _{LED} =4.2V	---	360	---	mA
Operating temperature	T _o	---	-20	---	70	
Storage temperature	T _s	---	-30	---	80	