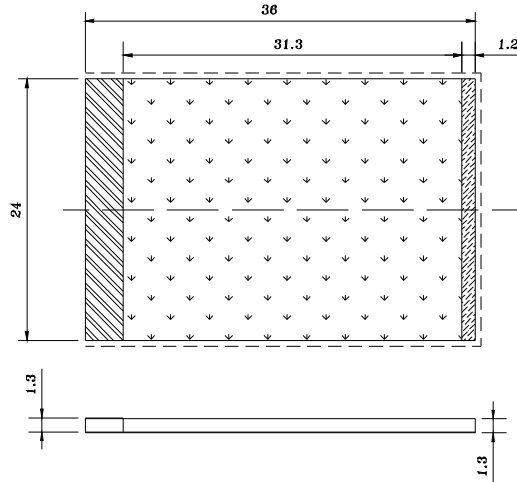
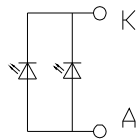


1、 Mechanical Outline(Unspecified Tolerances is:  $\pm 0.3\text{mm}$ ) Color: Blue



2、 Circuit: 1 x 2 = 2



3、 Storage & Soldering Conditions:

- l Store with care. Storing the units in bad condition will cause the reflector sheet and decrease it's adhesive power. Storage the products under the condition: temperature ( $25^{\circ}\text{C} \pm 10^{\circ}\text{C}$ ) and humidity ( $65^{\circ}\text{CRH} \pm 20^{\circ}\text{CRH}$ ) our recommendation.
- l The soldering Temperature is  $260 \pm 5^{\circ}\text{C}$  and Soldering Time should be less than 3 sec, and soldering iron power should be less than 30W.
- l The soldering point should be farther than 1.6mm from body.

4、 ABSOLUTE MAXIMUM RATINGS

(Unless specified, The Ambient temperature  $T_a = 25^{\circ}\text{C}$ )

Item	Symbol	Condition	Rating	Unit
Absolute maximum forward current	Ifm		60	mA
Peak forward current	Ifp	1 msec Plus 10% Duty Cycle	100	mA
Reverse Voltage	Vr		5	V
Power dissipation	Pd		200	mW
Operating Temperature Range	Topr		-20~+70	$^{\circ}\text{C}$
Storage Temperature Range	Tstg		-20~+75	$^{\circ}\text{C}$

5、 ELECTRICAL-OPTICAL CHARACTERISTICS

(Unless specified, The Ambient temperature  $T_a=25^{\circ}\text{C}$ )

Item	Symbol	Min.	Typ.	Max.	Unit	Condition
Forward Current	$I_f$	30	40	50	mA	$V_f=3.3\text{V}$
Forward Voltage	$V_f$	3.0	3.3	3.6	V	$I_f=40\text{mA}$
Reverse Current	$I_r$			10	$\mu\text{A}$	$V_r=5\text{V}$
Luminance (Without Glass)	$L_v$	56	66	75	$\text{cd}/\text{m}^2$	$I_f=20\text{mA}$
Peak Wave Length	$\lambda_p$	465	467	470	$\text{cd}/\text{m}^2$	$I_f=20\text{mA}$

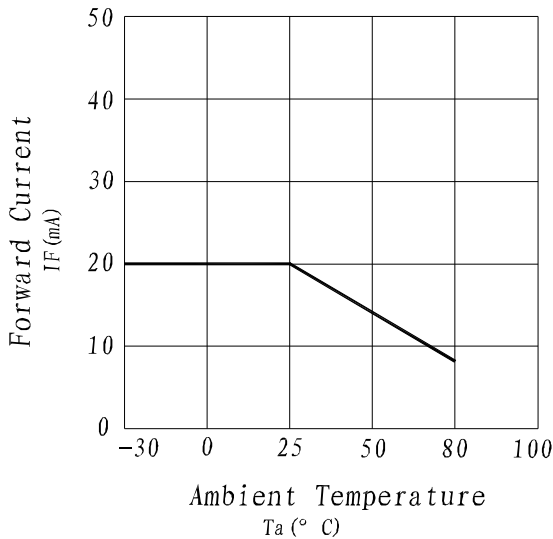
6、 STATIC ELECTRICITY AND SURGE

ⓘ Static electricity and surge will damage the LEDs. It is recommended to use a wrist band or anti-electrostatic glove when handling the LEDs.

ⓘ All devices, equipment and machinery must be properly grounded.

7、 LED Electrical Characteristics

Forward Current VS. Ambient Temperature



Relative Intensity VS. Ambient Temperature

