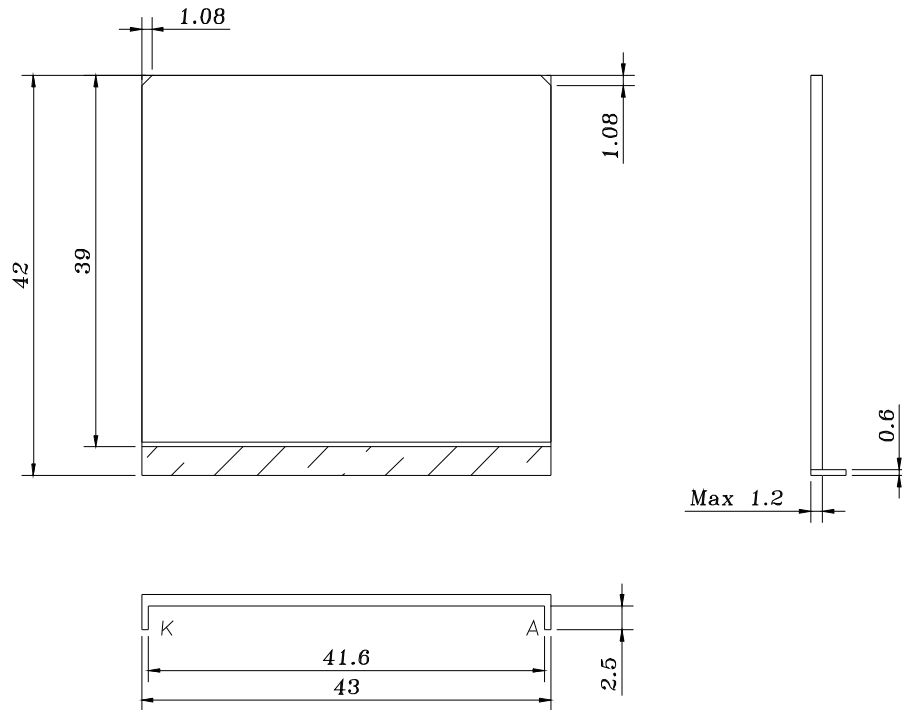
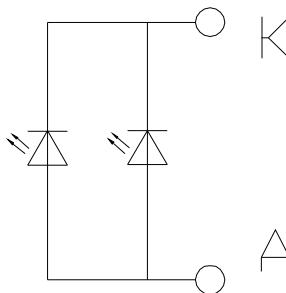


1、 Mechanical Outline(Unspecified Tolerances is: $\pm 0.3\text{mm}$) Color: Blue



2、 Circuit: 1 x 2 = 2



3、 Storage & Soldering Conditions:

- I Store with care. Storing the units in bad condition will cause the reflector sheet and decrease it's adhesive power. Storage the products under the condition: temperature ($25^{\circ}\text{C} \pm 10^{\circ}\text{C}$) and humidity ($65^{\circ}\text{CRH} \pm 20^{\circ}\text{CRH}$) our recommendation.
- I The soldering Temperature is $260 \pm 5^{\circ}\text{C}$ and Soldering Time should be less than 3 sec, and soldering iron power should be less than 30W.
- I The soldering point should be farther than 1.6mm from body.

4、ABSOLUTE MAXIMUM RATINGS

(Unless specified, The Ambient temperature $T_a=25^{\circ}\text{C}$)

Item	Symbol	Condition	Rating	Unit
Absolute maximum forward current	Ifm		60	mA
Peak forward current	Ifp	1 msec Plus 10% Duty Cycle	100	mA
Reverse Voltage	Vr		5	V
Power dissipation	Pd		200	mW
Operating Temperature Range	Topr		-20~+70	$^{\circ}\text{C}$
Storage Temperature Range	Tstg		-20~+75	$^{\circ}\text{C}$

5、ELECTRICAL-OPTICAL CHARACTERISTICS

(Unless specified, The Ambient temperature $T_a=25^{\circ}\text{C}$)

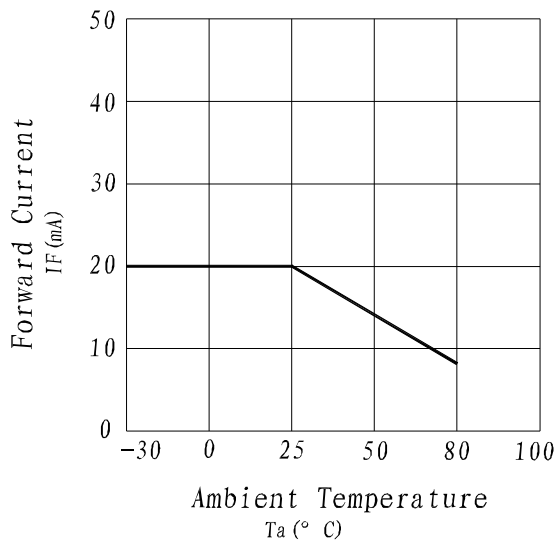
Item	Symbol	Min.	Typ.	Max.	Unit	Condition
Forward Current	If	30	40	50	mA	$V_f=3.3\text{V}$
Forward Voltage	V_f	3.0	3.3	3.6	V	$I_f=40\text{mA}$
Reverse Current	I_r			10	μA	$V_r=5\text{V}$
Luminance (Without Glass)	L_v		60		cd/m^2	$I_f=40\text{mA}$
Peak Wave Length	Δ_p	465	467	470	cd/m^2	$I_f=40\text{mA}$

6、STATIC ELECTRICITY AND SURGE

- I Static electricity and surge will damage the LEDs. It is recommended to use a wrist band or anti-electrostatic glove when handling the LEDs.
- I All devices, equipment and machinery must be properly grounded.

7、LED Electrical Characteristics

Forward Current VS. Ambient Temperature



Relative Intensity VS. Ambient Temperature

