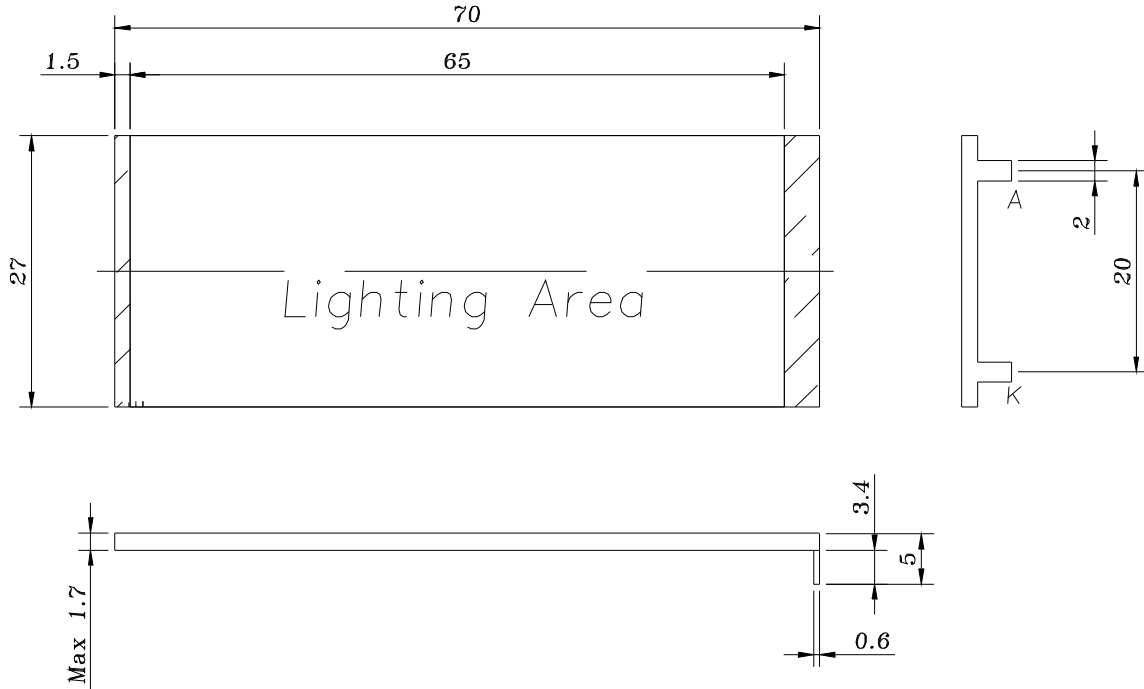
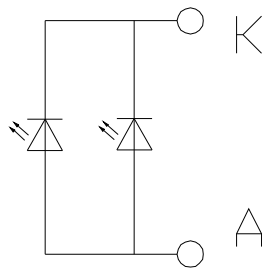


1、 Mechanical Outline(Unspecified Tolerances is:  $\pm 0.3\text{mm}$ ) Color: Blue



2、 Circuit: 1 x 2 = 2



3、 Storage & Soldering Conditions:

- I Store with care. Storing the units in bad condition will cause the reflector sheet and decrease it's adhesive power. Storage the products under the condition: temperature ( $25^{\circ}\text{C} \pm 10^{\circ}\text{C}$ ) and humidity ( $65^{\circ}\text{CRH} \pm 20^{\circ}\text{CRH}$ ) our recommendation.
- I The soldering Temperature is  $260 \pm 5^{\circ}\text{C}$  and Soldering Time should be less than 3 sec, and soldering iron power should be less than 30W.
- I The soldering point should be farther than 1.6mm from body.

## 4、ABSOLUTE MAXIMUM RATINGS

(Unless specified, The Ambient temperature  $T_a=25^{\circ}\text{C}$ )

| Item                             | Symbol | Condition                  | Rating  | Unit               |
|----------------------------------|--------|----------------------------|---------|--------------------|
| Absolute maximum forward current | Ifm    |                            | 60      | mA                 |
| Peak forward current             | Ifp    | 1 msec Plus 10% Duty Cycle | 100     | mA                 |
| Reverse Voltage                  | Vr     |                            | 5       | V                  |
| Power dissipation                | Pd     |                            | 200     | mW                 |
| Operating Temperature Range      | Topr   |                            | -20~+70 | $^{\circ}\text{C}$ |
| Storage Temperature Range        | Tstg   |                            | -20~+75 | $^{\circ}\text{C}$ |

## 5、ELECTRICAL-OPTICAL CHARACTERISTICS

(Unless specified, The Ambient temperature  $T_a=25^{\circ}\text{C}$ )

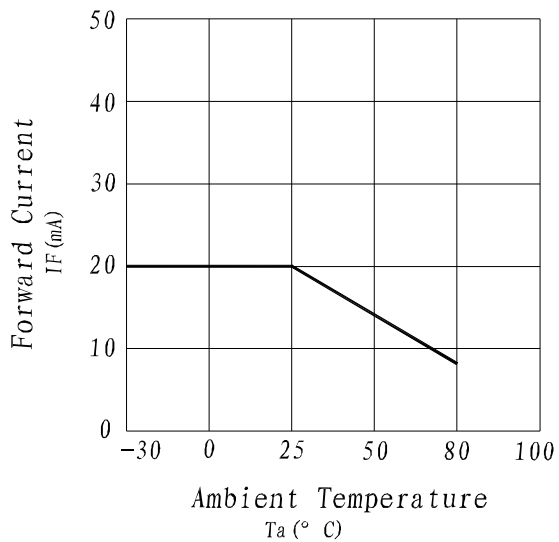
| Item                         | Symbol     | Min. | Typ. | Max. | Unit                   | Condition         |
|------------------------------|------------|------|------|------|------------------------|-------------------|
| Forward Current              | If         | 30   | 40   | 50   | mA                     | $V_f=3.3\text{V}$ |
| Forward Voltage              | $V_f$      | 3.0  | 3.3  | 3.6  | V                      | $I_f=40\text{mA}$ |
| Reverse Current              | $I_r$      |      |      | 10   | $\mu\text{A}$          | $V_r=5\text{V}$   |
| Luminance<br>(Without Glass) | $L_v$      |      | 50   |      | $\text{cd}/\text{m}^2$ | $I_f=20\text{mA}$ |
| Peak Wave Length             | $\Delta_p$ | 465  | 467  | 470  | $\text{cd}/\text{m}^2$ | $I_f=20\text{mA}$ |

## 6、STATIC ELECTRICITY AND SURGE

- I Static electricity and surge will damage the LEDs. It is recommended to use a wrist band or anti-electrostatic glove when handling the LEDs.
- I All devices, equipment and machinery must be properly grounded.

7、LED Electrical Characteristics

Forward Current VS. Ambient Temperature



Relative Intensity VS. Ambient Temperature

