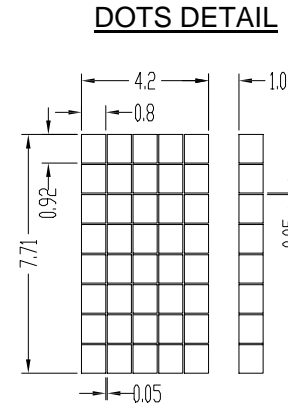
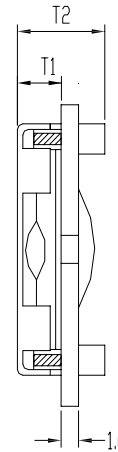
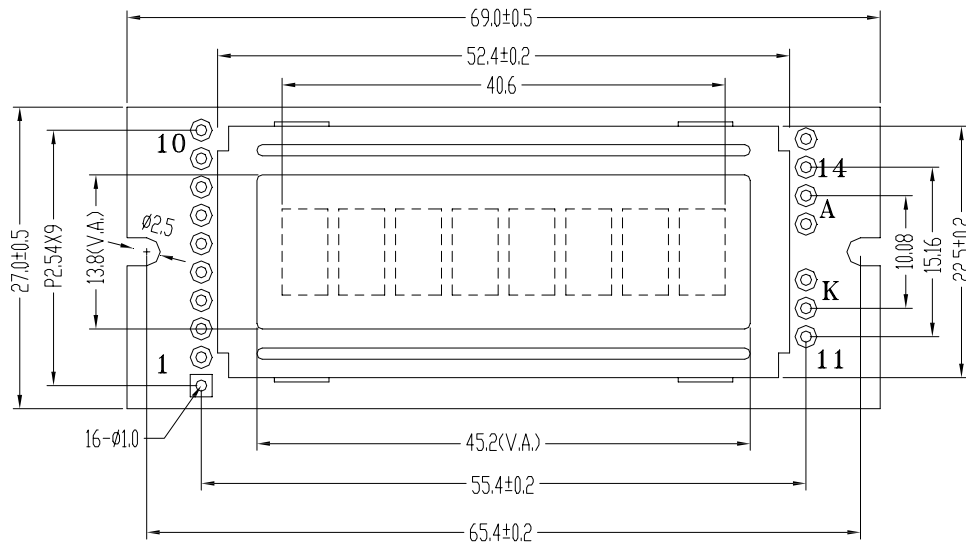


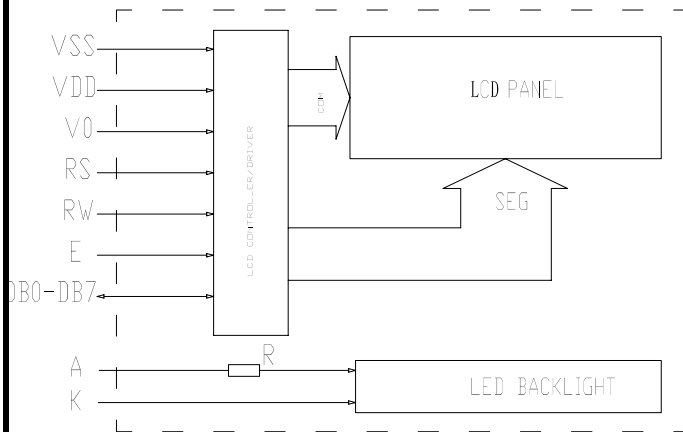
Pin	Symbol
1	VSS
2	VDD
3	V0
4	RS
5	RW
6	E
7~10	DB4~DB7
11~14	DB0~DB3
A	LED+
K	LED-



Display character address code

Display position	01	02	03	04	05	06	07	08
DDRAM address	00	01	02	03	04	05	06	07H

Block diagram



Feature

1. 8 character * 1 lines display
2. Built-in controller(S6A0069 or compliant)
3. with 4-bit or 8-bit parallel interface
4. 1/8 Duty cycle, 1/4 Bias.
5. Display Mode & Backlight Variations.
6. ROHS Compliant

Mechanical thickness

LCD module	T1	T2	Unit
Without or EL	4.0	8.0	mm
Edge backlight	8.6	13.0	mm
Bottom backlight	8.6	13.0	mm

Mechanical data

Item	Standard	Unit
Module size	69.0X22.5	mm
View area	45.2X13.8	mm
Dot size	0.80X0.92	mm
Character size	4.20X7.71	mm

Maximum Absolute Power Ratings

Item	Symbol	Standard			Unit
		Min	Typ	Max	
Input voltage	V _{DD}	-0.3	---	5.5	V
Power supply	V _{in}	-0.3	---	V _{DD}	

Electronical characteristics

Item	Symbol	Condition	Standard			Unit
			Min	Typ	Max	
Operating voltage	V _{DD}	V _{DD} =5.0V	4.5	---	5.5	V
		V _{DD} =3.3V	2.7	3.3	5.5	
Operating current	I _{DD}	V _{DD} =5.0V	---	1.5	---	mA
Recommended LCD driving voltage for normal temp module	V _{LCD}	T _A =+25	---	4.3	---	V
		T _A =0	---	4.5	---	
		T _A =-20	---	4.8	---	
Backlight voltage	V _{LED}	Y-G	---	4.2	---	V
Backlight current	I _{LED}	V _{LED} =4.2V	---	70	---	mA
Operating temperature	T _O	---	-20	---	70	
Storage temperature	T _S	---	-30	---	80	